


# Valentine's Day Counting Cards 1 - 10



# Valentine's Day Counting Cards

K.CC.B.5 Count to answer "how many?" questions about as many as 20 things arranged in a line, a rectangular array, or a circle, or as many as 10 things in a scattered configuration


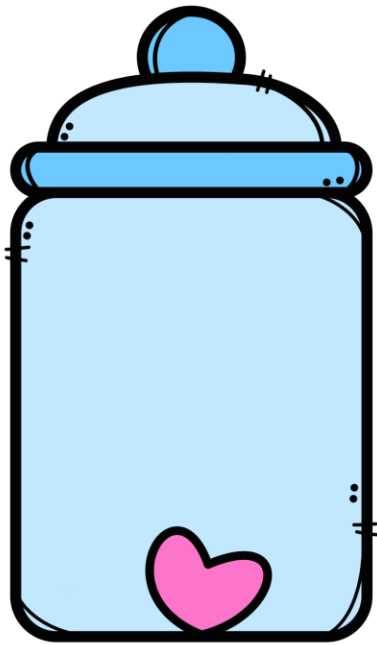
## Materials:

- Set of counting cards (To make the cards self-checking, draw a dot behind the correct number on the back of the card.)
- Clothespins or dry erase markers

## Directions:

The student will

- Choose a counting card and count the number of objects.
- Say the number of objects.
- Clip a clothespin onto the number of objects in the picture.
- Flip the card over to check the answer.



2


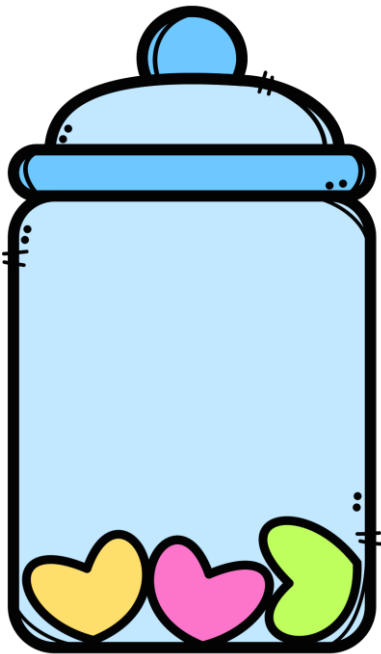
1

3

2

1

3



3


4

5

5

3


4



3

5


6



4

5


6



7

6


8



6

8

9



6

8

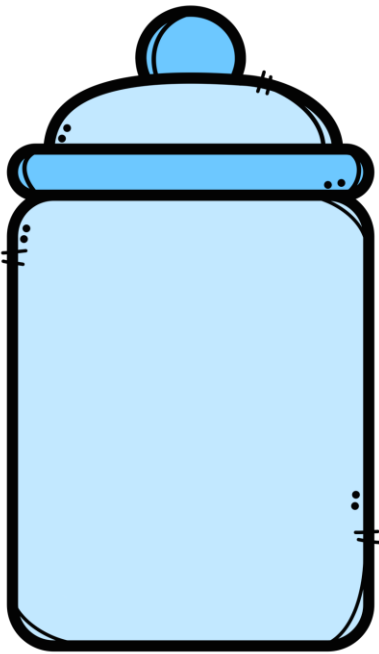
9



10

9


8



0

9

1



2 1 3



2 1 3



2 3 4



6 4 5



5 6 4



7 9 6



4 7 8



9 8 7



8

6

9

7

9


10



1

0


3



1

2

3



3

4

2



2

3

4



6

4

5



3 5 6



8 6 7



7 5 8



6 8 9



6


9

8

10

8


9




3

0


2




2 1 4




10 2 3




3 0 2




4 3 5




6 7 5





6 8 5



9 6 7




6 8 9



6 8 9

6 8 10



3 2 0

# Thank You

Thank you for downloading this file! I appreciate your business, and I hope you find this activity helpful in building your students' understanding of counting to 10.

## Terms of Use

- All pages in this file are copyrighted. You may not use them to create materials of your own that will be shared or sold.
- By downloading this file, you agree that you will use this file for your personal use. Please do not share it with your colleagues. You may share my TpT link with them, so they can download their own copy.
- You may share the cover image on social media or your blog as long as you link the image back to my blog or my TpT store.

Happy Teaching!

*Denise*

# Graphics and Fonts

