
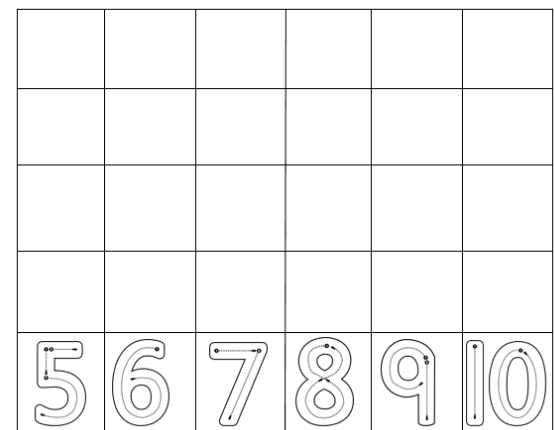


Roll and Write


A counting and addition game



AND
Practice
Writing
Numbers



Roll and Write



Materials:

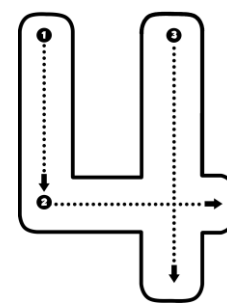
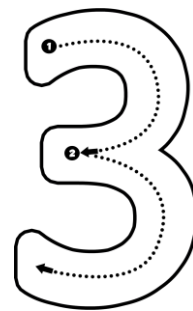
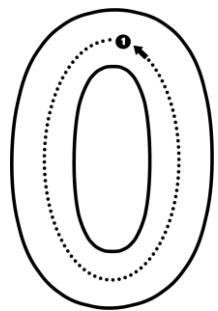
- Dice or number cubes (0 - 5, 5 - 10)

Directions:

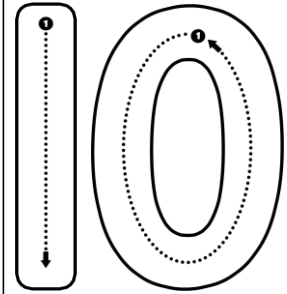
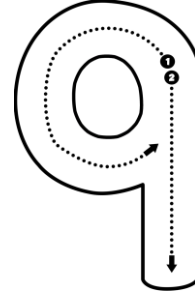


1. Students roll one or two dice or number cubes.
2. Students write the number they rolled on the graph.
3. Each time they roll that number, they write it again on the appropriate column on the graph.

Options:

- **0 - 5 graph** - Students roll one die or number cube and write the number rolled.
- **5 - 10 graph** - Students roll the 5 - 10 cube and record the number shown **OR** Students roll two 0 - 5 cubes, add the numbers together, and write the sum on the graph.
- **10 - 15 graph** - Students roll the 0 - 5 cube and the 5 - 10 cube, add the number on both cubes together, and write the sum on the graph.



5	6	7	8	9	10



10	11	12	13	14	15

10

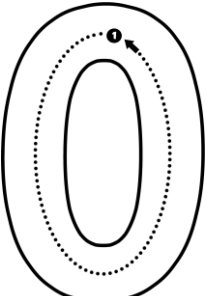


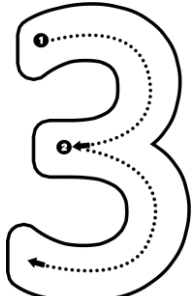
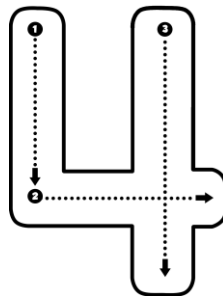

11




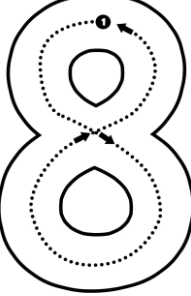
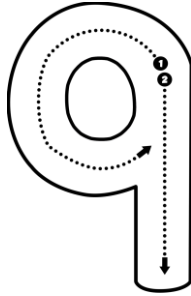
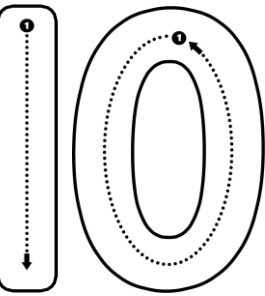
12

13

14

15

Thank You

Thank you for downloading this file! I appreciate your business, and I hope you find this activity helpful in building your students' understanding of counting and addition.


Terms of Use

- All pages in this file are copyrighted. You may not use them to create materials of your own that will be shared or sold.
- By downloading this file, you agree that you will use this file for your personal use. Please do not share it with your colleagues. You may share my TpT link with them, so they can download their own copy.
- You may share the cover image on social media or your blog as long as you link the image back to my blog or my TpT store.

Happy Teaching!

Denise

Graphics and Fonts



<http://www.teacherspayteachers.com/Store/Zip-a-dee-doo-dah-Designs>