


Exploring Angles in Quadrilaterals



Adapted from Howard County

Exploring Angles in Quadrilaterals

Materials:

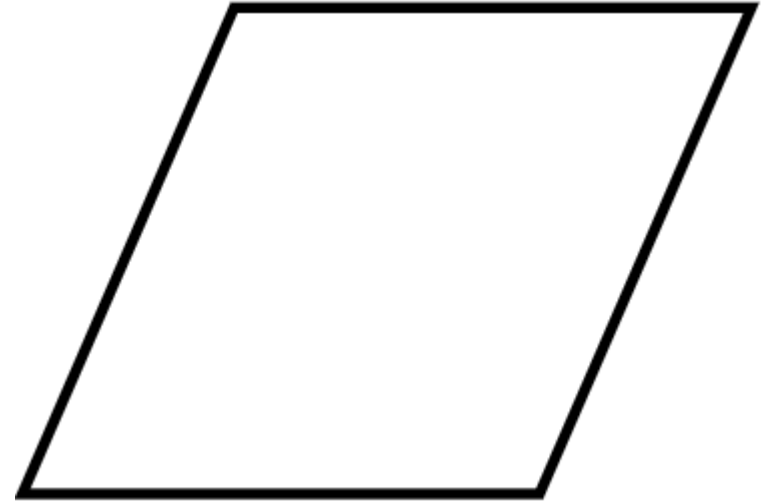

- Quadrilateral cards
- Protractor
- Math journal or recording sheet

Directions:

- 1) Choose a quadrilateral card.
- 2) Use your protractor to measure the interior angles in the quadrilateral. Record the measurements on the recording sheet.
- 3) Look closely at your data. What do you notice about the sum of the interior angles of a quadrilateral?
- 4) Record your thoughts under the table.

Quadrilateral Cards

Cut out before using



Name _____ Date _____

Recording Sheet - Exploring Angles in Quadrilaterals

Name of Quadrilateral	Measurement of Interior Angle 1	Measurement of Interior Angle 2	Measurement of Interior Angle 3	Measurement of Interior Angle 4	Sum of Interior Angles

What do you notice about the sum of the interior angles of a quadrilateral?

Graphics and Fonts

