



Earlier and Later



Adapted from Howard County

Earlier and Later

Materials:




- Recording sheet
- Clock with moveable hands (optional)

Directions:

- 1) On the recording sheet, complete the six clocks to show different times. Be sure the clocks show different hours and minutes.
- 2) On the recording sheet under the first clock, answer the following questions. What would the time be if it were one hour earlier? What would the time be if it were one hour later?
- 3) Repeat with the other clocks.

Name _____ Date _____




Earlier and Later - Recording Sheet



One hour earlier _____
One hour later _____

One hour earlier _____
One hour later _____

One hour earlier _____
One hour later _____



One hour earlier _____
One hour later _____

One hour earlier _____
One hour later _____

One hour earlier _____
One hour later _____

Graphics and Fonts

