

Counting Pirate's Gold

Help the pirate put the
coins in the treasure box!!



Counting Pirate's Gold

Directions:

The student will

- Choose a gold coin and count the number of red dots on the coin.
- Find the treasure box with the corresponding number on it.
- Place the coin on top of the matching treasure box.
- Blank coins are included to make your own dot coins.

Extension: Students may count the total number of coins and write an equation to match the dot combinations on the coins. For example, for the number six coins, students may write, $3 + 3 = 6$, $4 + 2 = 6$, etc.




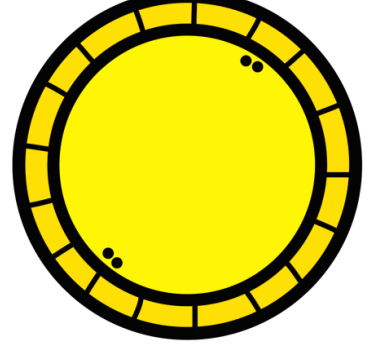
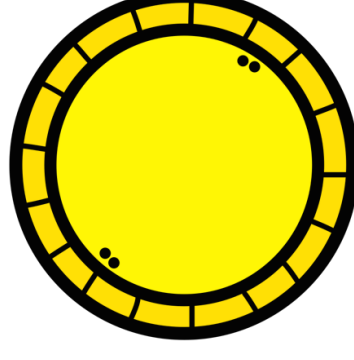
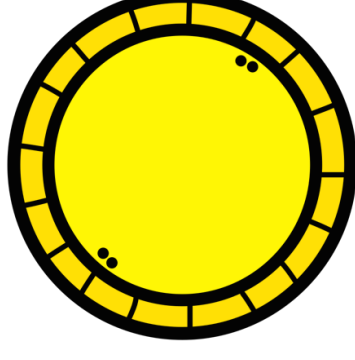
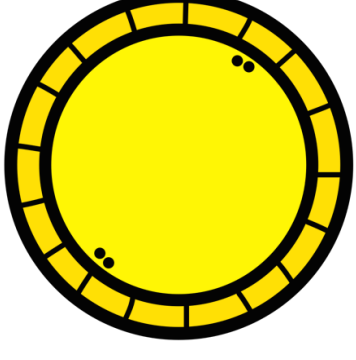
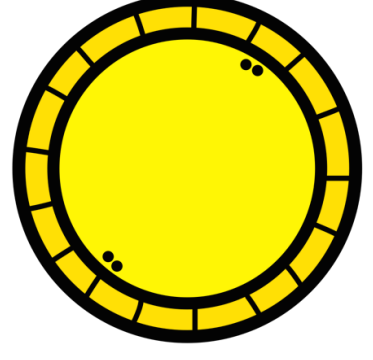
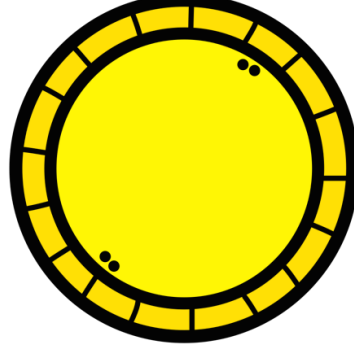
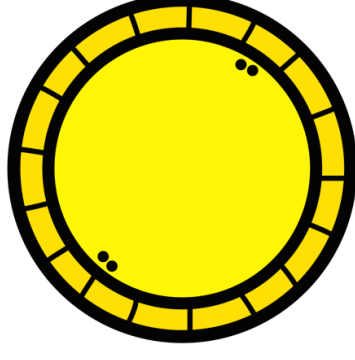
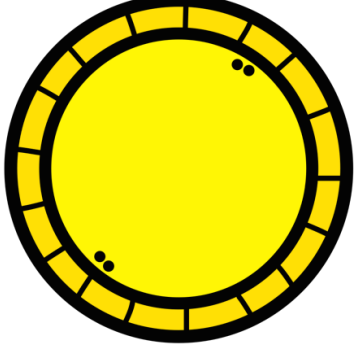
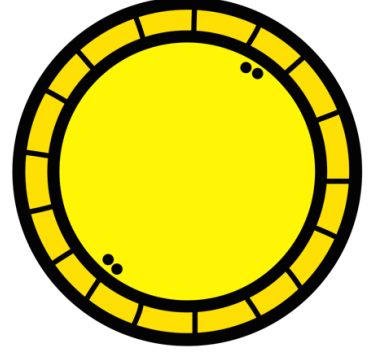
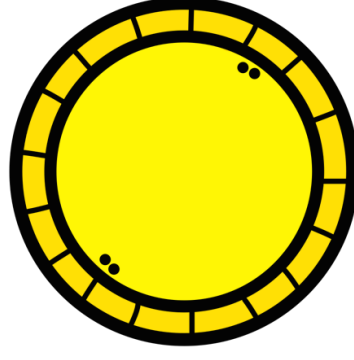


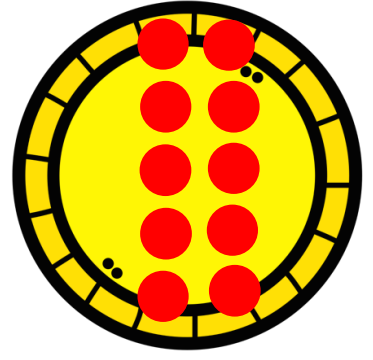




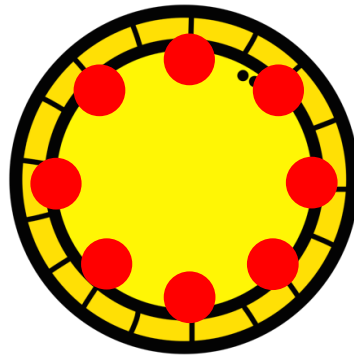














Thank You

Thank you for downloading this file! I appreciate your business, and I hope you find this activity helpful in building your students' understanding of counting to 10.

Terms of Use

- All pages in this file are copyrighted. You may not use them to create materials of your own that will be shared or sold.
- By downloading this file, you agree that you will use this file for your personal use. Please do not share it with your colleagues. You may share my TpT link with them, so they can download their own copy.
- You may share the cover image on social media or your blog as long as you link the image back to my blog or my TpT store.

Happy Teaching!

Denise

Graphics and Fonts

