

Comparing Decimals

4.2



1.25

Comparing Decimals




Materials:

- Decimal cards
- Base ten blocks
- Recording sheet

Directions:

- 1) Work with a partner. Turn over one decimal card each and represent the decimal shown with base ten blocks. Give the flat a value of ONE.
- 2) Fill in the information on a row of the recording sheet and compare the decimals.
- 3) Repeat until you have completed ten rows on the recording sheet.

Partner A Base 10 Blocks	Decimal	<, >, or =	Decimal	Partner B Base 10 Blocks
	0.3	>	0.12	..

 = 1  = 0.1  = 0.01

2.1

2.5

3.7

3.9

4.2

4.8

5.6

5.8

6.7

6.3

7.5

7.2

8.9

8.2

9.5

9.8

9.2

10.6

10.1

2.2

3.5

3.6

4.4

5.9

5.3

6.8

6.9

7.4

7.7

4.35

3.48

1.25

6.21

8.15

7.09

2.67

5.78

3.14

7.26

9.08

11.27

6.01

5.12

4.03

9.97

Graphics and Fonts

