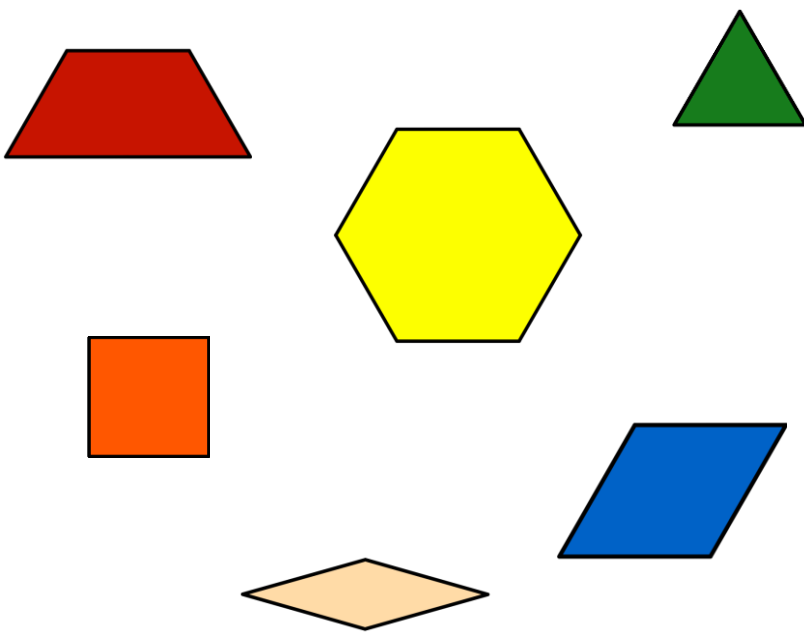


Angle Detectives



Angle Detectives

Materials:

- Pattern blocks
- Recording sheet, paper, or math journal







Directions:

- 1) Your job as a detective is to determine the measurement of the interior angles of each pattern block. (There are 6 different pattern blocks.)
- 2) You may not use a protractor. You may only use your knowledge of angles and shapes.
- 3) Carefully, trace each pattern block. Write the measure of the angles below your picture.
- 4) On the back of the recording sheet or in your math journal, explain how you found the measure of the angles without using a protractor.

Name _____

Date _____

Recording Sheet - Angle Detectives



Graphics and Fonts

