

# Twice is Nice



Name of Object	Measurement in Inches	Measurement in Centimeters

# Twice is Nice

## Materials:

- Rulers - inches and centimeters
- Recording sheet or math journal

## Directions:

- 1) Measure the length of three classroom objects to the nearest inch. Record the measurements on the recording sheet or in your math journal.
- 2) Measure the length of the same three objects to the nearest centimeter. Record the measurements on the recording sheet or in your math journal.
- 3) Answer the question: Did it take more inches or more centimeters to measure the objects? Why?
- 4) If you have more time, measure three more objects and record their lengths in inches and centimeters.

Name \_\_\_\_\_

Date \_\_\_\_\_

Recording Sheet - Twice is Nice

Name of Object	Measurement in Inches	Measurement in Centimeters

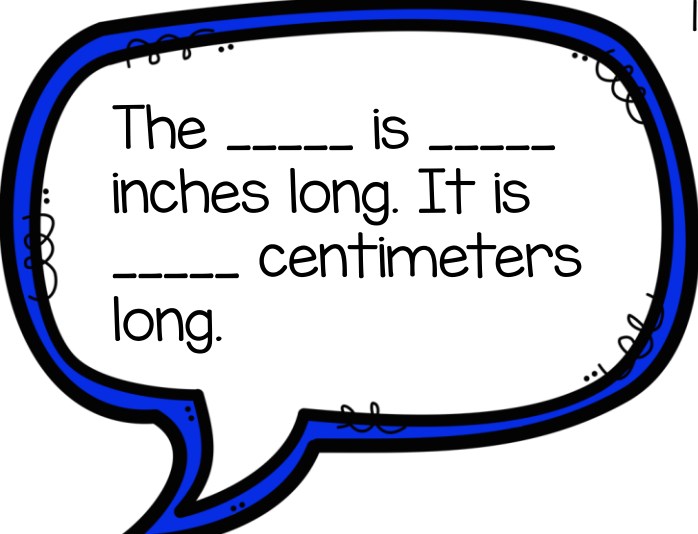
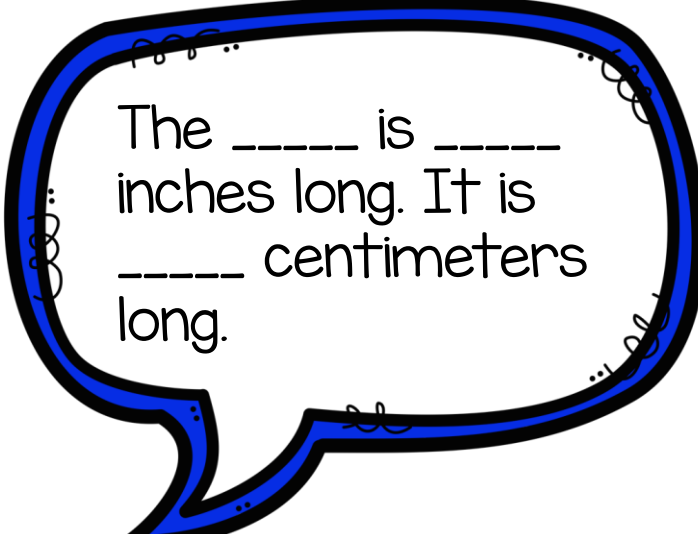
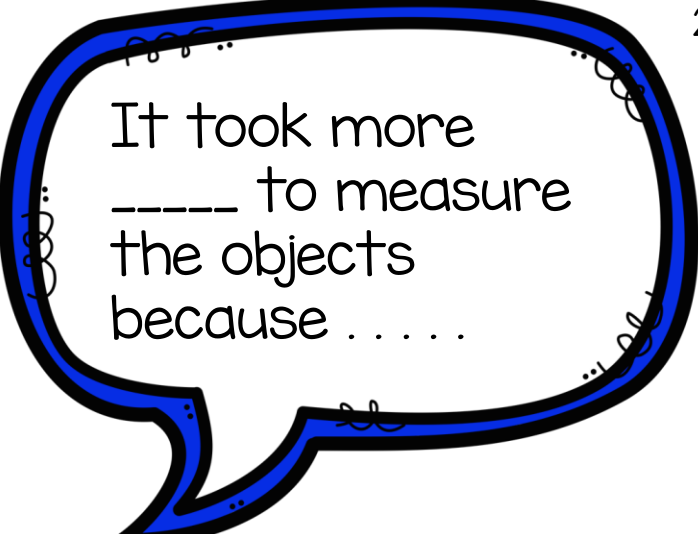
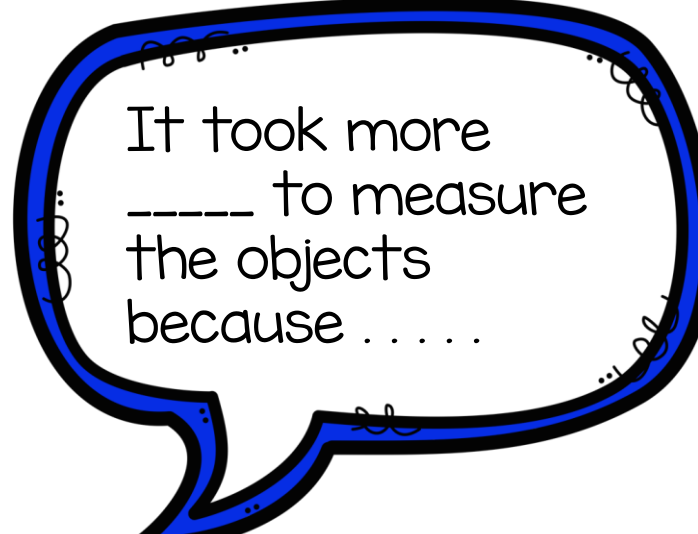
Did it take more inches or more centimeters to measure the length of the three objects?  
Why?

-----

-----

-----

# Math Talk Cards

<p>1</p>  <p>The _____ is _____ inches long. It is _____ centimeters long.</p>	<p>1</p>  <p>The _____ is _____ inches long. It is _____ centimeters long.</p>
<p>2</p>  <p>It took more _____ to measure the objects because .....</p>	<p>2</p>  <p>It took more _____ to measure the objects because .....</p>

# Graphics and Fonts

