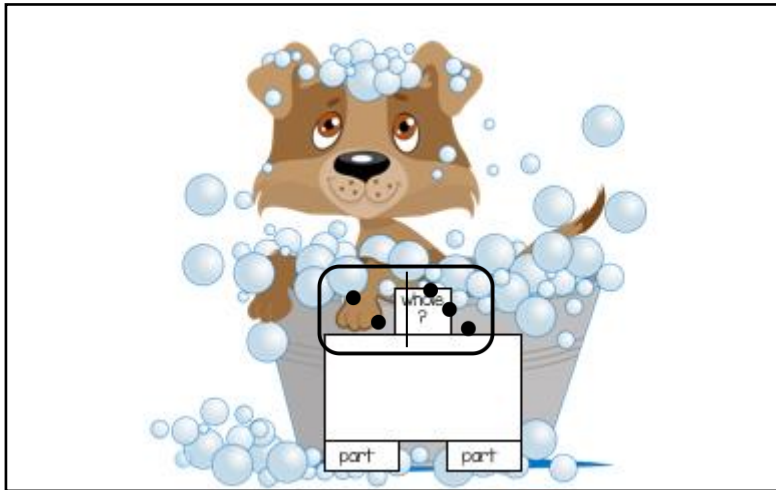


Related Facts

with Dominoes and Dogs



Name _____

_____	+	_____	=	_____
_____	+	_____	=	_____
_____	+	_____	=	_____
_____	+	_____	=	_____

Related Facts

With Dominoes and Dogs

Materials:

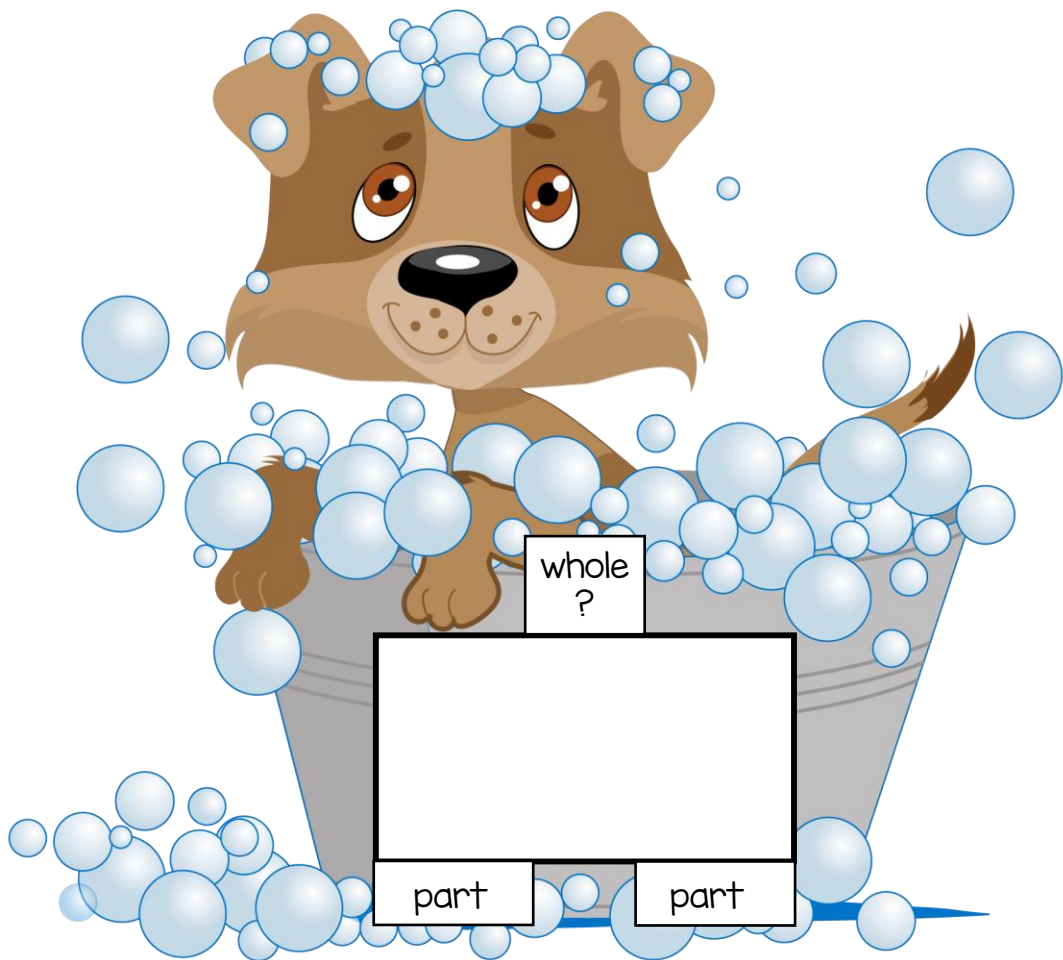

- Dominoes
- Part-whole dog mats
- Recording sheet (These may be laminated or put into sheet protectors)

Directions:

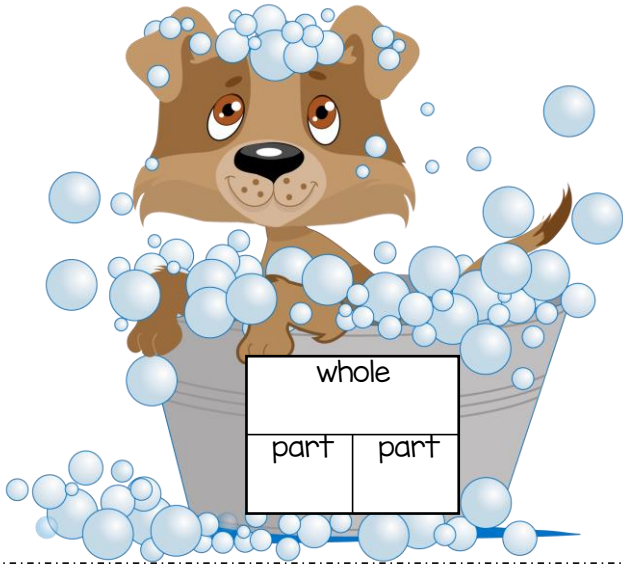
- 1) Each student takes a domino and places it on the part-whole dog mat.
- 2) Students identify the parts displayed on the domino and the whole by adding the two numbers together.
- 3) Next, students use the three numbers to write the related facts on the recording sheet.
- 4) Partners check each other's work.

Variations:

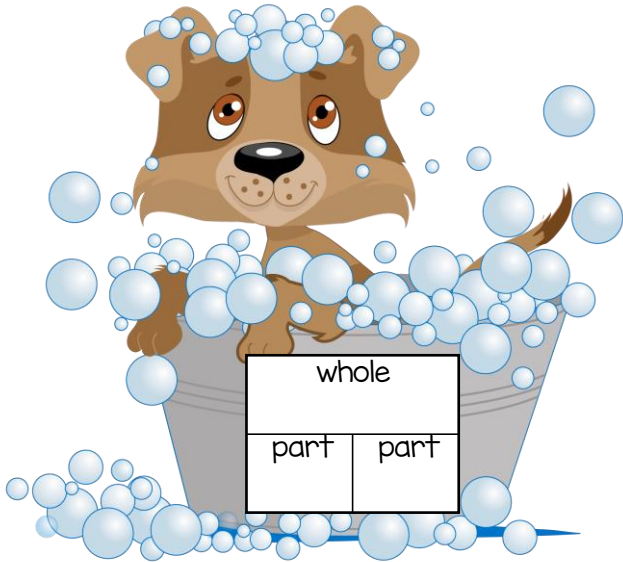
The station is differentiated by the numbers students work with on the dominoes.



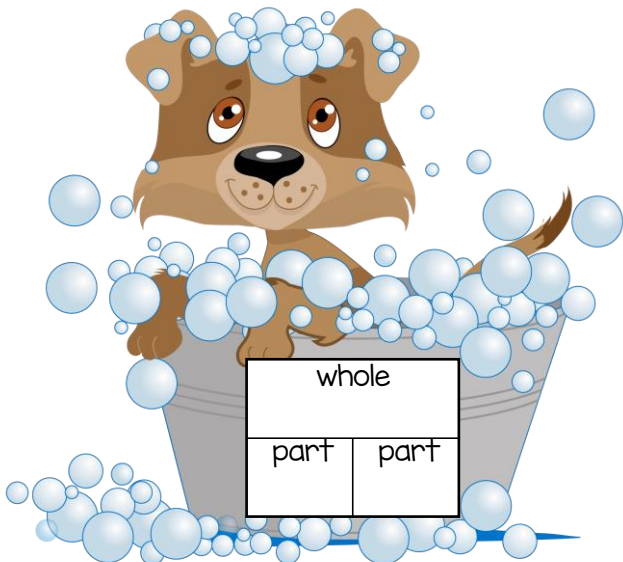
Name _____



$$\begin{array}{l} \text{-----} + \text{-----} = \text{-----} \\ \text{-----} + \text{-----} = \text{-----} \\ \text{-----} + \text{-----} = \text{-----} \\ \text{-----} + \text{-----} = \text{-----} \end{array}$$



$$\begin{array}{l} \text{-----} + \text{-----} = \text{-----} \\ \text{-----} + \text{-----} = \text{-----} \\ \text{-----} + \text{-----} = \text{-----} \\ \text{-----} + \text{-----} = \text{-----} \end{array}$$



$$\begin{array}{l} \text{-----} + \text{-----} = \text{-----} \\ \text{-----} + \text{-----} = \text{-----} \\ \text{-----} + \text{-----} = \text{-----} \\ \text{-----} + \text{-----} = \text{-----} \end{array}$$

Graphics and Fonts

