


Quadrilateral Creation



Quadrilateral Creation

Materials:

- Geoboards
- Rubber bands
- Geoboard recording paper
- Rulers


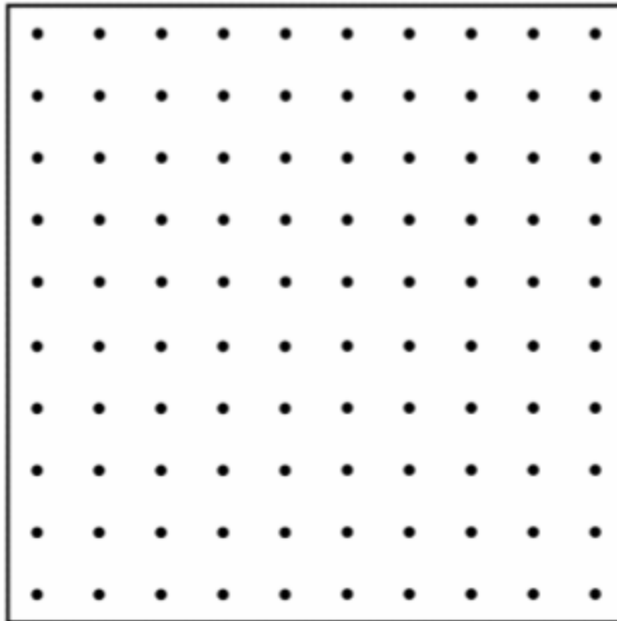




Directions:

- 1) Create a quadrilateral on your geoboard for each set of criteria listed below.
- 2) Use a ruler to measure side length, if necessary.
- 3) Record and label each shape on geoboard paper.

Criteria:

- Four sides of equal length; four right angles
- Four equal sides, no right angles, opposite sides parallel
- Four sides, no perpendicular sides, no parallel sides
- Four right angles, four sides, opposite sides equal
- Four sides, exactly one set of parallel sides
- Four sides, no parallel sides, two pairs of equal sides

Geoboard Paper



Graphics and Fonts

