

# Shake and Spill

## Addition Fluency Game



Shake and Spill Mat



Name \_\_\_\_\_

**Shake and Spill** - Complete the number sentences.

Target Number

On the penguin 	Off the penguin 	Total
___	+	___ = ___
___	+	___ = ___
___	+	___ = ___
___	+	___ = ___
___	+	___ = ___

Name \_\_\_\_\_

**Shake and Spill** - Complete the number sentences.

Target Number

___	+	___ = ___
___	+	___ = ___
___	+	___ = ___
___	+	___ = ___
___	+	___ = ___
___	+	___ = ___

# Shake and Spill

## Materials:

- Counters or other small objects
- A cup

## Directions:

This activity can be played either individually or with a partner.

The student will

- Choose a target number and write it on his recording sheet.
- Put the target number's amount of counters into the cup and shake the cup.
- Spill the contents of the cup onto the mat.
- Count the number of counters that are on the penguin and the number of counters that are off the penguin.
- Record the numbers on the recording sheet as an equation.

## Differentiation:

The game is differentiated by the target number. For example, some students may be working on the number 3 while others are working on facts for 10.

# Shake and Spill Mat





$$\underline{\hspace{2cm}} + \underline{\hspace{2cm}} = \underline{\hspace{2cm}}$$

$$\underline{\hspace{2cm}} + \underline{\hspace{2cm}} = \underline{\hspace{2cm}}$$

$$\underline{\hspace{2cm}} + \underline{\hspace{2cm}} = \underline{\hspace{2cm}}$$

$$\underline{\hspace{2cm}} + \underline{\hspace{2cm}} = \underline{\hspace{2cm}}$$

$$\underline{\hspace{2cm}} + \underline{\hspace{2cm}} = \underline{\hspace{2cm}}$$


$$\underline{\hspace{2cm}} + \underline{\hspace{2cm}} = \underline{\hspace{2cm}}$$

$$\underline{\hspace{2cm}} + \underline{\hspace{2cm}} = \underline{\hspace{2cm}}$$



$$\underline{\hspace{2cm}} + \underline{\hspace{2cm}} = \underline{\hspace{2cm}}$$

Name \_\_\_\_\_

Shake and Spill - Complete the number sentences.



Target  
Number

On the penguin 	Off the penguin 	Total
<hr/>	+	= <hr/>
<hr/>	+	= <hr/>
<hr/>	+	= <hr/>
<hr/>	+	= <hr/>
<hr/>	+	= <hr/>

On the penguin



Off the penguin



Total

$$\underline{\hspace{2cm}} + \underline{\hspace{2cm}} = \underline{\hspace{2cm}}$$

$$\underline{\hspace{2cm}} + \underline{\hspace{2cm}} = \underline{\hspace{2cm}}$$

$$\underline{\hspace{2cm}} + \underline{\hspace{2cm}} = \underline{\hspace{2cm}}$$

$$\underline{\hspace{2cm}} + \underline{\hspace{2cm}} = \underline{\hspace{2cm}}$$

$$\underline{\hspace{2cm}} + \underline{\hspace{2cm}} = \underline{\hspace{2cm}}$$

$$\underline{\hspace{2cm}} + \underline{\hspace{2cm}} = \underline{\hspace{2cm}}$$

$$\underline{\hspace{2cm}} + \underline{\hspace{2cm}} = \underline{\hspace{2cm}}$$

# Thank You

Thank you for downloading this file! I appreciate your business, and I hope you find this activity helpful in building your students' fluency with addition facts.

## Terms of Use

- All pages in this file are copyrighted. You may not use them to create materials of your own that will be shared or sold.
- By downloading this file, you agree that you will use this file for your personal use. Please do not share it with your colleagues. You may share my TpT link with them, so they can download their own copy.
- You may share the cover image on social media or your blog as long as you link the image back to my blog or my TpT store.

Happy Teaching!

*Denise*



# Graphics and Fonts

