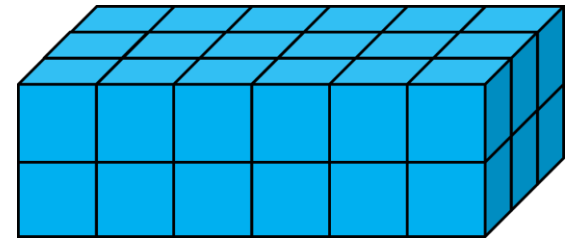
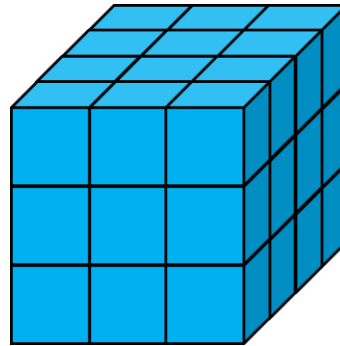
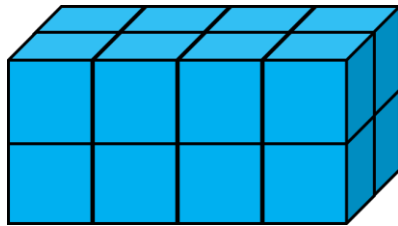


Ordering Volume



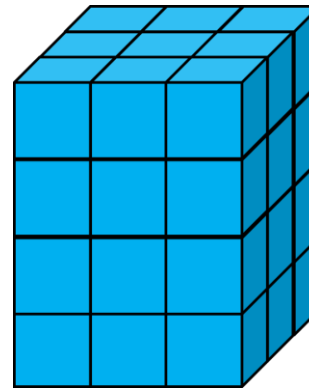
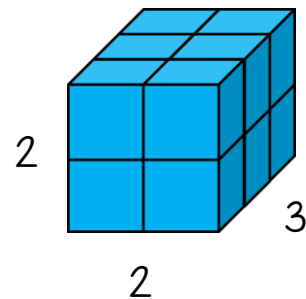
Ordering Volume

Materials:

- Snap cubes, inch cubes, or centimeter cubes
- Math journal

Directions:

- 1) Find a partner. Each of you should use cubes to build three different rectangular prisms
- 2) Sketch each rectangular prism. Under each prism, label the dimensions and record the volume. Show how you determined the volume.
- 3) Arrange the six prisms in order from least to greatest volume.
- 4) Find the difference between the greatest and least volume.



Graphics and Fonts

