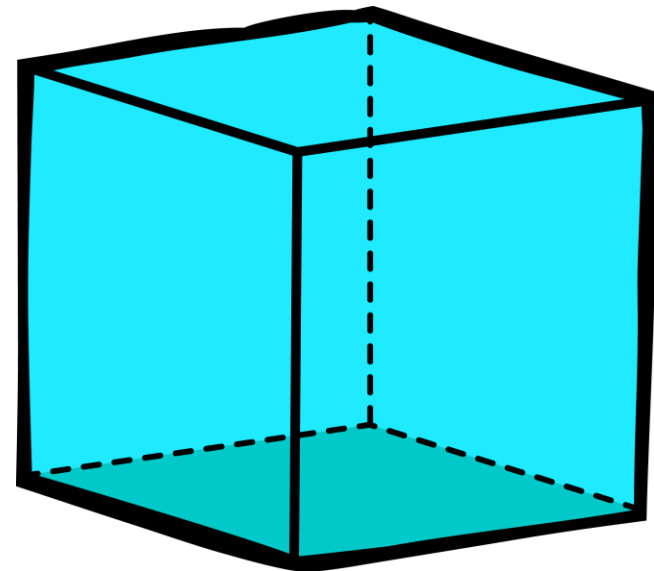



Make It, Fill It, Find It Volume!



Make It, Fill It, Find It Volume!

Materials:


- Centimeter cubes
- Various nets to make boxes
- Scissors
- Tape
- Rulers
- Math journal or paper

Directions:

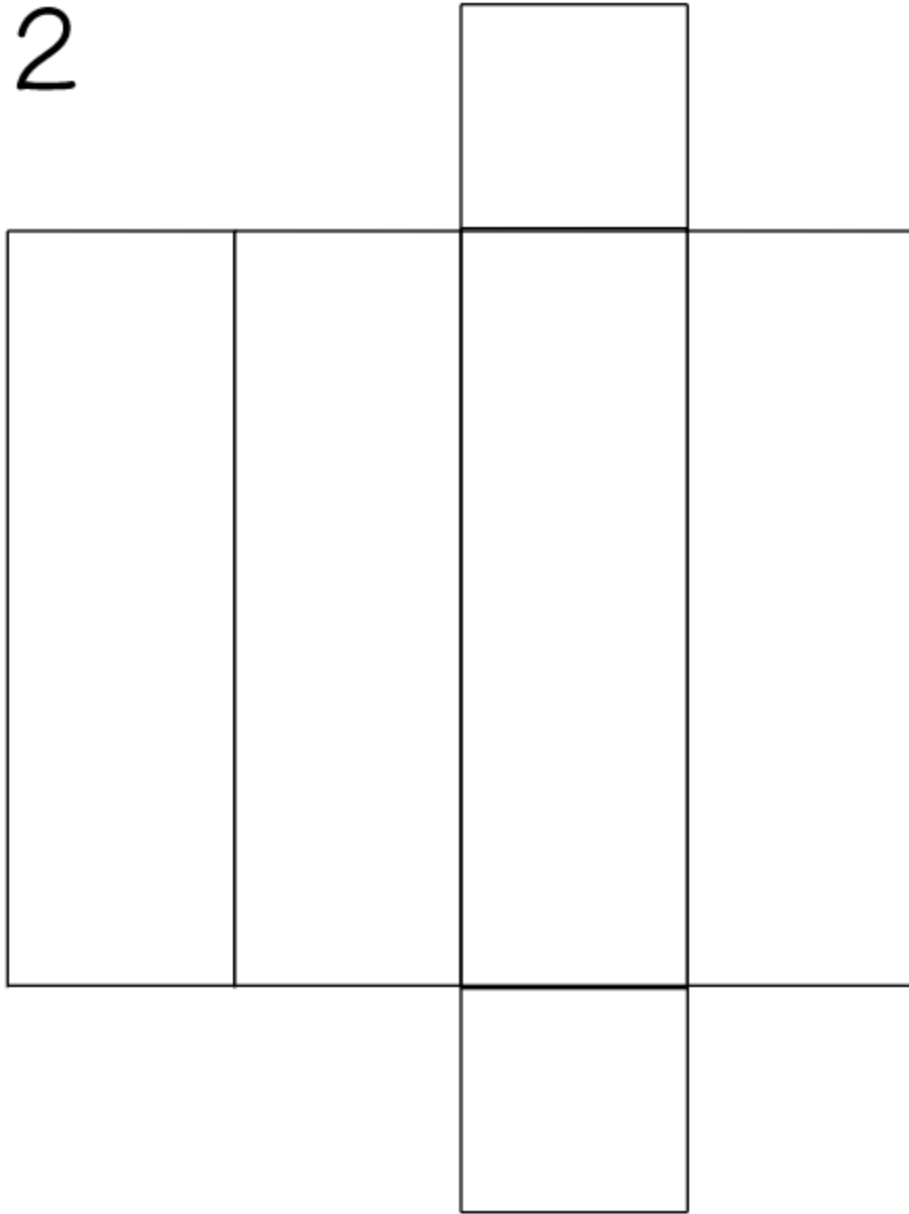
- 1) With your partner select 3 different nets.
- 2) Cut out each pattern, fold and tape each box together.
- 3) Fill each box with cm cubes to find the volume.
- 4) Use the cm cubes to determine dimensions of the box and record your findings in a chart like the one below.
- 5) Discuss your results. Look for any connections between the measurements, and or boxes that you notice.

Box No.	Length of Base (B)	Width of Base (w)	Height of Prism (h)	Volume
1				

Box 1




Box 2



Box 3

5.MD.3



Graphics and Fonts

