



Equal Parts of a Square



Equal Parts of a Square

Materials:

- Geoboards
- Rubber bands
- Ruler
- Geoboard paper

Directions:

- 1) Make the largest square possible on the geoboard.
- 2) Show one way to cut the square into two equal shares. Draw the square on geoboard paper. Color one-half of the square.
- 3) How many different ways can you find to cut the square into two equal shares? Draw and color each way you find.
- 4) Describe your work using words from the Word Bank.

Word Bank

square

whole

fraction

two equal shares

half of

halves

Word Bank

square

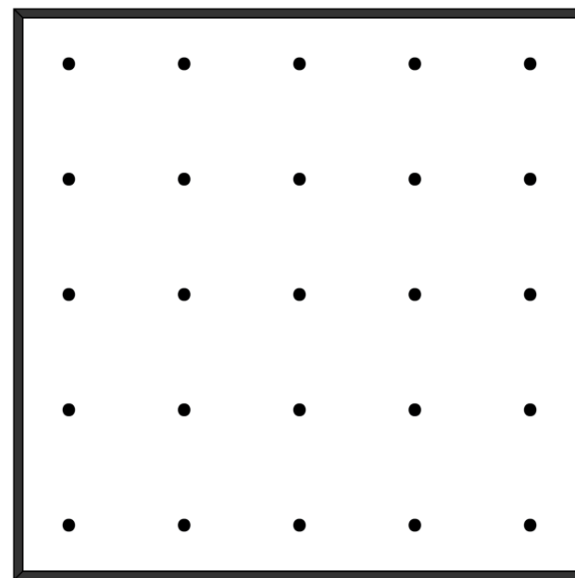





whole







fraction

two equal shares

half of

halves





Graphics and Fonts



kimberly
geswein
fonts

Kg