


# Defining and Non-Defining Attributes Sort



# Defining and Non-Defining Attributes Sort

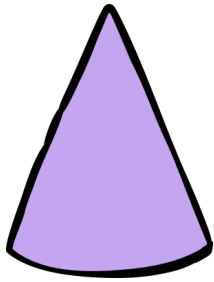
## Materials:

- Header cards (Defining Attributes and Non-Defining Attributes)
- Attribute cards
- Recording sheet or math journal

## Directions:

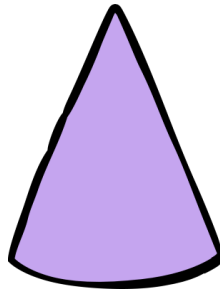
- 1) Place the headers at the top of your desk.
- 2) Shuffle the attribute cards and place them facedown on the desk.
- 3) Player 1 turns over the top card and decides if it describes a defining attribute of the shape or a non-defining attribute of the shape. The card is placed below the correct heading. Player 1 explains to his partner why the card represents a defining or a non-defining attribute.
- 4) Player 2 takes a turn. Play continues until all of the cards have been placed.
- 5) On the recording sheet or in your math journal, write the headings, Defining Attribute and Non-Defining Attribute. Under the headings, write the letters of the cards that you placed under the headers on your desk.

A



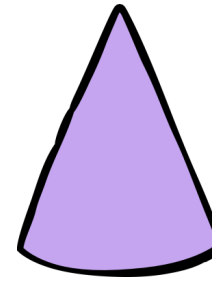
The cone has 1 vertex.

B




The cone has a circle base.

C



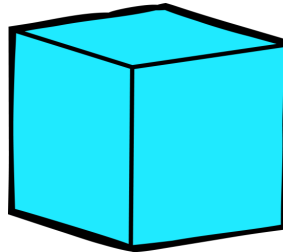
The cone is purple.

D



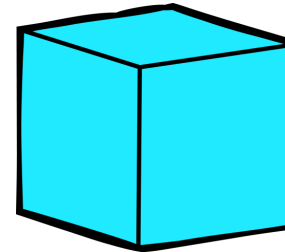
The cone has polka dots.

E



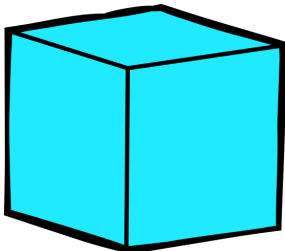
The cube has 6 square faces.

F



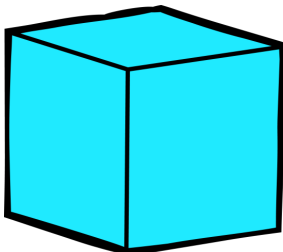
The cube has 12 edges.

G




The cube has 8 vertices.

H




The cube is blue.

I




The cylinder can roll.



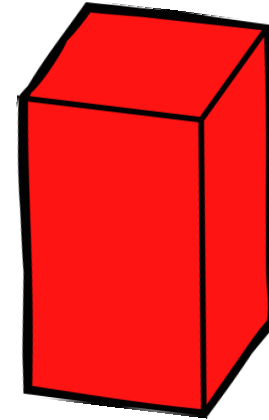
The cylinder has 2 circle bases.

J



The cylinder is big.

K

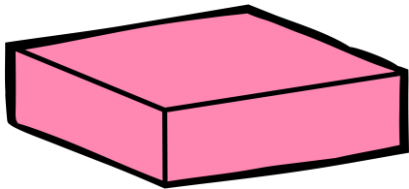


The rectangular prism is red.

L


The rectangular prism has 8 vertices.

M



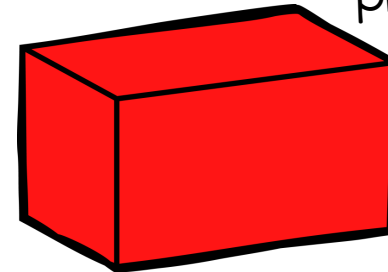
The rectangular prism has stripes.

N




The rectangular prism has 6 faces.

O




The sphere can roll.

P




The sphere has 0 vertices.

Q



The sphere is small.

R



Defining Attributes

Non-Defining Attributes

Name \_\_\_\_\_

Date \_\_\_\_\_

## Defining and Non-Defining Attributes Sort - Recording Sheet

Under the headings below, write the letters on the cards that you placed under each heading during the activity.

Defining Attributes	Non-Defining Attributes

# Graphics and Fonts

