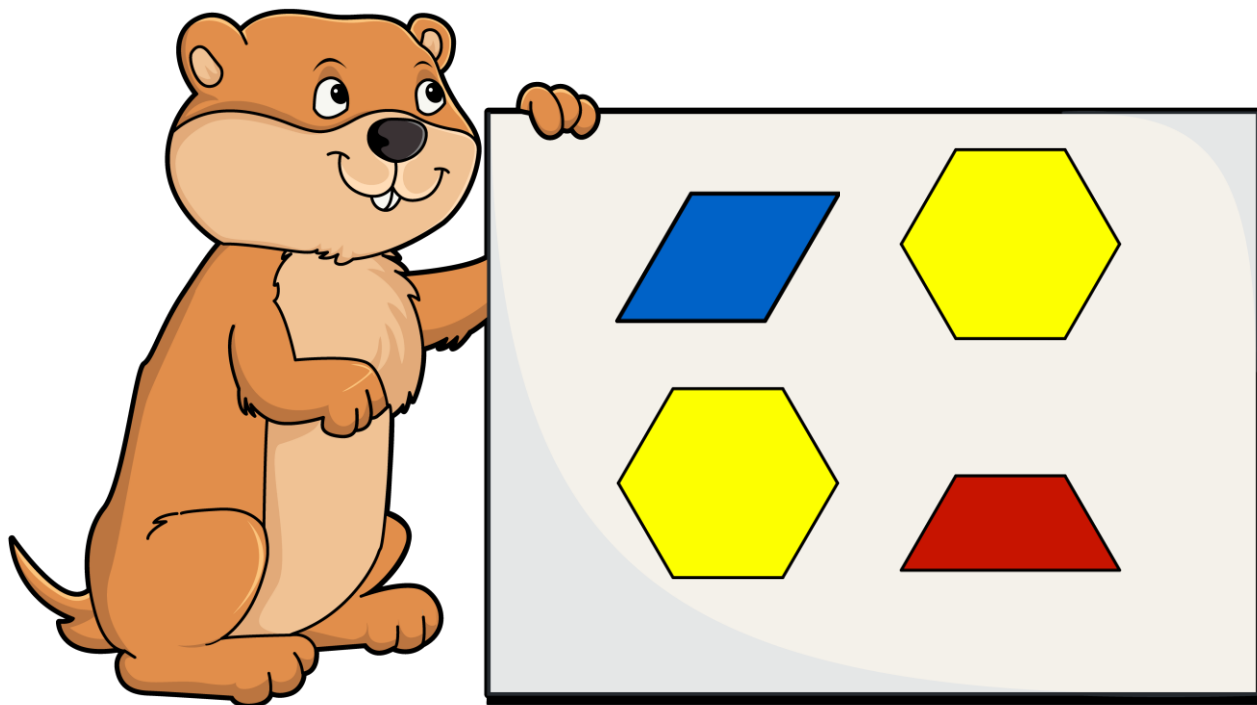


Copy My Shape



Copy My Shape

Materials:

- Copy My Shape grid sheets (1 copy for each player)
- Pattern blocks
- Divider for each pair of students

Directions:

- 1) Put a divider between you and your partner and sit across from each other.
- 2) Partner 1 - Put a pattern block in each space on your grid without letting your partner see.
- 3) Partner 1 - Give instructions to your partner on how to place blocks on his/her grid to match your grid. Be sure to use the name of the shapes as well as words from the word box.
- 4) Change roles and play again with Partner 2 placing blocks first and describing their positions on the grid.

Word Box

- above
- below
- middle
- beside
- next to
- between


Word Box

- above
- below
- middle
- beside
- next to
- between


Copy My Shape Grid I




Copy My Shape Grid 2




Copy My Shape Grid 3



Copy My Shape Grid 4



Copy My Shape Grid 5



Copy My Shape Grid 6



Graphics and Fonts

