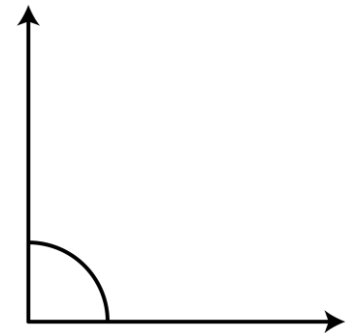
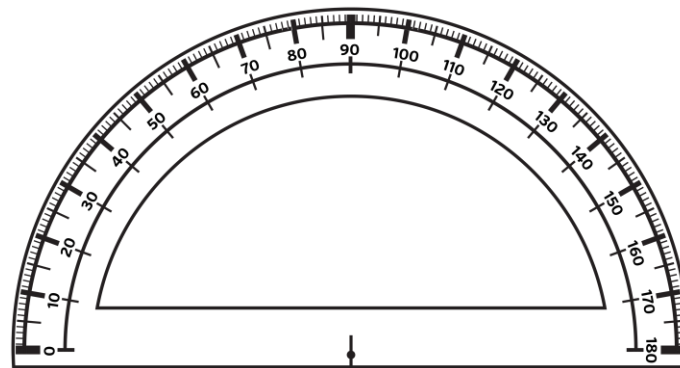
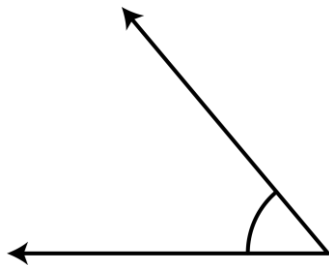


Angle Estimation Competition



Angle Estimation Competition

Materials:

- Laminated circles (one for each player)
- Dry erase markers
- Angle Estimation cards
- Protractor
- 15 counters

Directions:

- 1) Shuffle the cards and place them face down in a pile. Flip over one Angle Estimation card.
- 2) All players should shade in their laminated circle to create an angle as close to the measurement on the card as possible.
- 3) Once all players are finished, each player will use the protractor to measure the angle they created. Other players should be watching to help determine how far away the player is from the desired angle.
- 4) The player closest to the desired angle gets a counter. If more than one player draws the correct angle or if there is a tie, then both players get a counter.
- 5) The player with the most counters at the end wins.

Angle Estimation Cards

90°

180°

45°

100°

67°

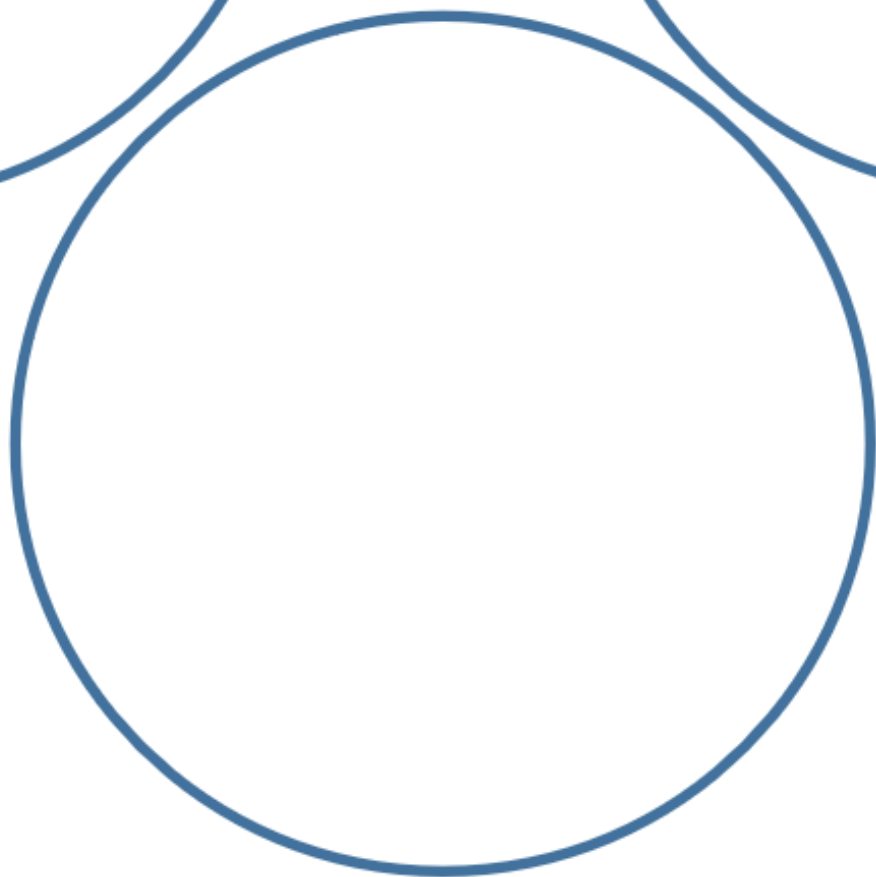


350°

135°

25°

270°

195°



Graphics and Fonts

